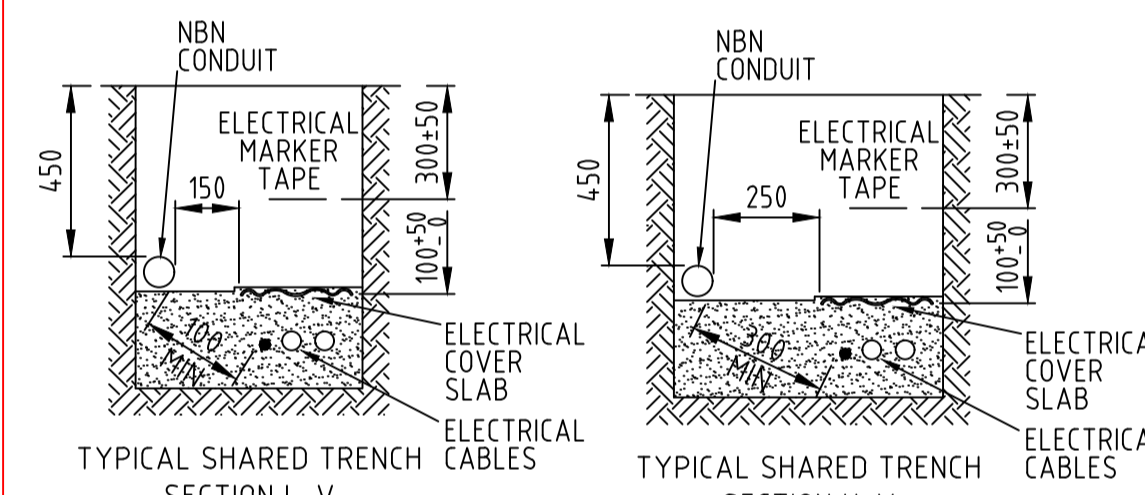


- ### GENERAL NOTES
- All works, including but not limited to conduits, fittings, caps draw wire, haul ropes, installation, trenching, bedding and backfill are to be completed in accordance with "New Developments: Deployment of the NBN Conduit & Pit Network - Doc.No. NBN-TE-CTO-194, Issued 21/10/2015 Rev 6.0" all relevant Council, Communications Alliance, and Australian & New Zealand Standards Contract is in accordance with AS2124-1992 including annexures.
 - This stage consists of 29 lots (Lots 173-201)
 - The Contractor must comply with the "Occupational Health and Safety Act 2004" and the requirements of the "Occupational Health and Safety Regulations 2017" at all times.
 - Prior to commencing works the Contractor must verify the location of all services and/or contact the relevant service authorities to arrange service locations. The Contractor shall be responsible for any damages caused to existing services, whether shown on the plans or not.
 - The Contractor shall notify the relevant authority 7 days prior to the commencement of construction.
 - All trenches crossing pavement areas or beneath kerb or footpath are to be backfilled with 3% cement stabilised class 1 or class 3 fine crushed rock.
 - At the completion of works all rubbish, debris and surplus spoil is to be removed from site and disposed of in an appropriate manner. The site must be re-instated to the satisfaction of the Superintendent and/or Responsible Authority.
 - Conduits must be white and labeled "communications" and meet the minimum requirements of AS/ACIF S008: 2010 and ACIF C524:2013. 100mm nominal diameter Conduits (P100) must be PN9 as detailed in AS/NZS 1477:2006 table 4.2(A). 50mm & 20mm nominal diameter Conduits (P50 & P20) must be class PN12 as detailed in AS/NZS 1477:2006 table 4.2(A).
 - All conduit bends must be prefabricated, and of the same structure and material of network conduit (90° elbow bends must not be used). Minimum short run radius using pre-formed bends for P100, P50 & P20 are 0.8m, 0.3m & 0.3m respectively.
 - Conduits must be joined using 'socket & spigot' or 'coupler' and sealed with solvent cement. ends are to be sealed with duct plugs.
 - Pit lids must be labeled with the description of 'NBN', the format should resemble figure 12 "New Developments: Deployment of the nbn Conduit & Pit Network - NBN-TE-CTO-194 Rev 6".
 - Pits shall be placed in line with the conduit they connect with. Conduits will must enter flush with the short side of pits at least 50mm above the pit floor.
 - All conduits must have a drawing or similar installed. service conduit drawings are to be labeled with lot, position from boundary (L or R) and distance from boundary.
 - All construction to be installed in shared trench unless otherwise shown.

CONDUIT DEPTHS AND COVER

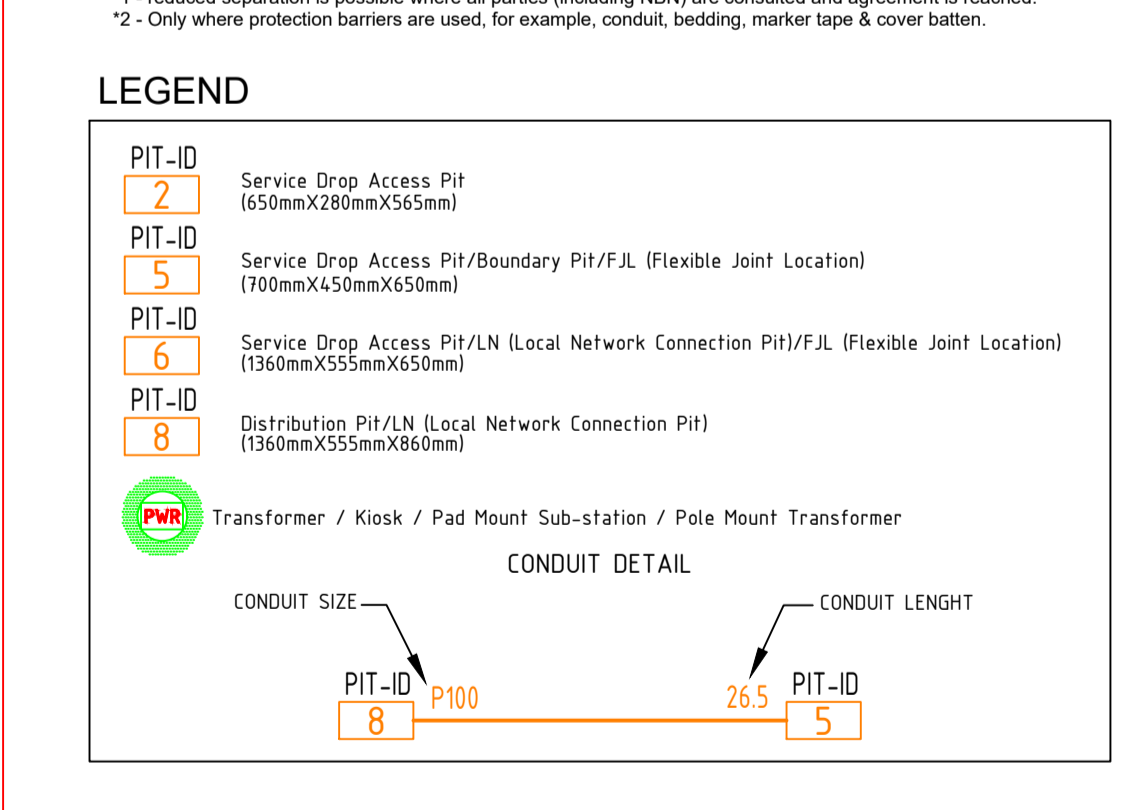
LOCATION	MINIMUM COVER
SERVICE DROP CONDUIT LESS THAN 3m FROM THE PIT TO THE BOUNDARY ENTRY	300mm
SERVICE DROP CONDUIT MORE THAN 3m FROM THE PIT TO THE BOUNDARY ENTRY	450mm
VERGE (WALKWAYS, FOOTPATHS)	450mm
ROAD (NON-STATE OR TERRITORY)	600mm
ROAD CROSSING	800mm to 1200mm (TYP.)



CLEARANCE FROM OTHER CARRIER AND SERVICES

SERVICE ITEM	MINIMUM RADIAL CLEARANCES
GAS - OVER 110mm	300mm
- LESS THAN 110mm	150mm
POWER - HIGH VOLTAGE	300mm
- LOW VOLTAGE	100mm*2
WATER MAINS - TRUNK MAINS	300mm
- LOCAL RETICULATION	150mm
SEWER - MAIN	300mm
- CONNECTION PIPE	150mm
OTHER TELECOMMUNICATIONS	100mm*1

*1 - reduced separation is possible where all parties (including NBN) are consulted and agreement is reached.
*2 - Only where protection barriers are used, for example, conduit, bedding, marker tape & cover batten.



SDU Development Information

Development Name:
DISCOVER MARONG

Developer Company:
ARBOR ESTATES PTY LTD

Development Address:
HILLS ROAD, MARONG, VIC

Authorised Rep:
PAUL FRASER
Phone: 03 5443 7977
E-Mail: PAUL@TOTALPD.COM.AU

nbn Reference Number: STG-M00001247

Stage Number:
7 of 8

Design Revision:
B

BILL OF MATERIAL

NO OF LOTS: 29

PITS		DUCTS		MTRS
SIZE	QTY	SIZE	QTY	
2	3	P100	20	693.4
5	9	P50	3	92
6	4	P20	30	506.6
8	1			
9	0			

TOTAL NUMBER OF PITS: 17
TOTAL NUMBER OF MANHOLES: 0
TOTAL LENGTH OF CONDUITS: 1292

TABLE OF SERVICE OFFSETS

STREET NAME	WATER - 150mm (EXISTING)		WATER - 225mm		WATER - 100mm		GAS		NBN		POWER	
	OFFSET	SIDE	OFFSET	SIDE	OFFSET	SIDE	OFFSET	SIDE	OFFSET	SIDE	OFFSET	SIDE
Hills Road (BTW CH 520 - 669.6)	2.1m	WEST	4.9m	WEST	-	-	3.75m	WEST	0.6m	WEST	1.05m	WEST
Pembroke Drive (West of Gifford Street)	-	-	-	-	11.5m	SOUTH	11.1m	SOUTH	1.9m	NORTH	2.5m	NORTH
Pembroke Drive (East of Gifford Street)	-	-	-	-	2.5m	SOUTH	2.1m	SOUTH	1.9m	NORTH	2.5m	NORTH
Merion Street	-	-	-	-	2.5m	WEST	2.1m	WEST	1.9m	EAST	2.4m	EAST
Donnell Street	-	-	-	-	2.5m	EAST	2.1m	EAST	1.9m	WEST	2.5m	WEST
Falls Street	-	-	-	-	4.5m	EAST	4.1m	EAST	1.9m	EAST	2.4m	EAST
Gifford Street	-	-	-	-	3.65-4.0m	EAST	3.25-3.6m	EAST	1.9m	EAST	2.4m	EAST

WARNING

BEWARE OF UNDERGROUND SERVICES

The locations of underground services are approximate ONLY and their exact position should be proven on site. No guarantee is given that all existing services are shown.



****ATTENTION****
CONSTRUCTORS DO NOT change or alter job specifications unless first checking with designer.

REV	DATE	DRAFTER	DESCRIPTION	APPROVED
B	10/03/2020	P. FRASER	SUBMITTED FOR NBN APPROVAL	A. COLUMBINE
A	02/07/2019	J. HENRY	DRAFT	-

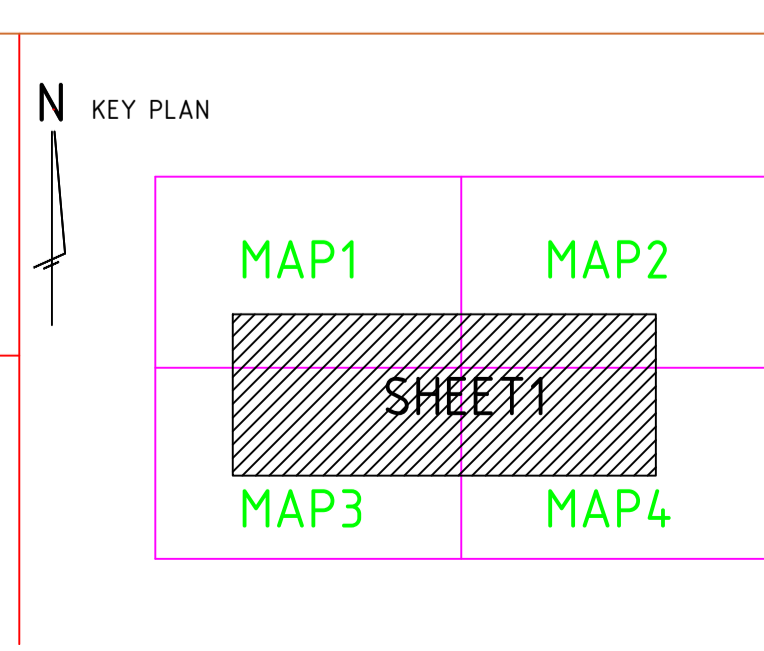
NBNCO APPROVAL RECORD:

SIGNATURE	DATE
<input type="checkbox"/> DD	_____
<input type="checkbox"/> WD	_____
<input type="checkbox"/> AB	_____

QUALITY RECORD:

NBNCO DISCLAIMER:

THIS DOCUMENT HAS BEEN PREPARED SOLELY FOR THE USE OF NBNCO LIMITED (ABN 86 136 533 741) FOR USE IN MAINTAINING NBNCO FACILITIES. IT HAS NOT BEEN CREATED FOR ANY OTHER USE. IT SHOULD NOT BE SCALED TO LOCATE NBNCO ASSETS. NO WARRANTY IS GIVEN THAT THE INFORMATION IS ACCURATE OR COMPLETE.



DRAWING TITLE:
AYCA-6E89YL
NBNco PIT & PIPE DESIGN
DISCOVER MARONG (STAGE 7)
29 LOTS

ENABLE#: 279514

STATE: VIC REGION: MARONG

FSA: FSA#: FDA:

PROJECT No: AYCA-6E89YL

CADREF No: 140417

SCALE: NTS SHEET No. 1 OF 1 REV. B